







Closure Torque Analyzer Comparison Matrix

Model	ST-FT	ST-H0X	Torqo II 1600	ST-S3	ST-120S	ST-Inline
Application						
	Learn More	Learn More	Learn More	Learn More	Learn More	Learn More
Container Sizes	Height: Unlimited Cap Dia: 0-6"	Height: Unlimited Bottle Dia: 0-7.5"	Height: 1" - 16"	Height: 2.75" - 13.75" Neck D: 0.25" - 5"	Height: 1" - 16.75" Neck D: 0.25" - 7.5"	Height: 2.75" - 13.75" Neck D: 0.25" - 5"
Standard Tests	Chuck Calibration	Closure Application/Removal	Closure Application/Removal, Container/Closure Thread Fatigue, Release & Re-Apply Torque			
Optional Tests	Closure Application/Removal	TEB Break	Tamper Evident Band Break, Automated 3 in 1 (Thread Break, TEB Break, Strip), ROPP, Strip Test, Incremental, Bridge, USP Permeation and other Project Specific Tests			
Capacity	88lbf/in	25 & 50lbf/in	5-200lbf/in	88lbf/in		
Optional Topload Control	NA		Pneumatic	Pneumatic or Spring-loaded Chuck		
Optional Topload Measurement	NA			Pressure	Force or Pressure	Pressure
Chuck Pressure Measurement	NA			Standard		Optional
Rotary Encoder	NA			Standard		
Data Acquisition	Peak and Real-Time					
Communication Protocols	USB, RS-232, Mitutoyo, Analog		RS232/485 (Optional USB, Ethernet)			
Drive	NA		Speed Controlled DC Motor	Servo		
Cap Rotation	Manual			Machine Controlled		
Speed Control	NA			Yes		
Cap Gripping	Manual		Serrated Cap Adapter	Serrated Cap Adapter, Pneumatic Cap Gripper		
Bottle Clamping	NA	Manual (4-post)		Automatic, Self Centering Clamps		
Safety	NA		Optional Guard	Dual Activation Safety Start Buttons, Optional Guard		Optional Guard
HMI Interface	Numeric LCD & Membrane Keys		Color Touchscreen			
Memory	1000 Test Records		50 Recipes & 2000 Test Records			
Finish	Painted Aluminum		Stainless Enclosures Anodized Aluminum Hardware		Stainless Enclosure Teflon Coated Aluminum and Anodized Aluminum Hardware	Stainless Enclosure Anodized and Painted Alumi- num Parts
IP Rating	IP54/NEMA13			IP54 or IP65/NEMA4		IP54/NEMA13
Dimensions	2.5" x 4" x 1.5"	10.7" x 7.8" x 4.8"	32" x 19" x 24"	12" x 20" x 29"	12" x 16" x 31"	73" x 34" x 73"
Weight (lbs)	2	10.9	~75	~86	~60	~150
Electrical/Air	Battery or 100-220VAC, 50-60Hz		Electrical: 100-220VAC, 50-60Hz, Pneumatic: 60-100PSI			